

CONTINUOUS LINES



2016



Yingbin Pierre Myngina Maria Nicholas. PAUL₂ Pio

xander Harry Georgia ☺ George Andriana Alex ↑↑↑

Soleid ☀ Elysia Daphne Anastasia HARLEE NICHOLAS

Stee G. Grace Angelo Beth Emelia Caroline Kayla

Margaret ALEX Eva Joshua IMOGEN Byarna J. Maureira zhong

Siara Jay Dayna Hannah COOPER Cardyn Indy Ron **KEN**

Sean Hadi / Hussein Oubani Anastasia REBEKAH Jayde Nicole P

LARA Jericho Haylee ♡♡ ANGEL Quentin Abbie

MARCO Kylie Theodora Lizzy Rhianon ALEX PIPER

Scarlett STEPHANIE madison Mabelle POPPY BOB ✨ SAMUEL

CONTINUOUS LINES

A SAFE SPACE
AT SHOPFRONT ARTS CO-OP
WITH ALL KINDS OF ADVICE
AND SUPPORT

STREET ART
FILM MAKING
MUSIC RECORDING STUDIO
CREATIVE WRITING

WHEN? Every Tuesday, 3:30pm - 6:30pm from April 5.
Afternoon tea provided

WHERE? Shopfront Arts Co-op:
88 Carlton Parade, Carlton, 2218.
(3 minutes from Carlton Station)

Contact: Hannah Grant, Shopfront's Outreach Director
outreach@shopfront.org.au
0295883948

AGE 16+

CONTINUOUS LINES PAINTING DAYS!



WHEN?

SUNDAY 11 SEPTEMBER	Meet at Shopfront at 10:15am, or come to the wall from 11am to 3pm
SATURDAY 17 SEPTEMBER	Meet at Shopfront at 10:15am, or come to the wall

WHERE?

Patricia Carlon Reserve (formerly Westbourne)
Corner of A

WHAT TO BRING?

- Lunch
- Water bottle
- Clothes you don't mind getting messy!

shopfront

Community Painting Days

Calling all Shopfronters and Shopfront friends

Come and help our Continuous Lines crew paint our brand new street art mural in Bexley

Where?
Patricia Carlon Reserve
(corner of Albert and Westbourne Streets)

When?
Sun 11 & Sat 17 Sept
11am-3pm

need more info?
call 02 9588 3948 / 0404546804
outreach@shopfront.org.au

CONTINUOUS LINES
SHOPFRONT 2016

THE PARLOUR:

- Formal seating area
- Mirror (shiny)
- Desk / objet d'art
- Bric a brac

THE HALLWAY:



- Portraits of P.C.
- Cats
- Historic Kogarah


THE WRITING ROOM:

- Typewriter
- Felice friend
- Comfy chair
- P.C. books



decide that
best plan of action was
run. She had packed a bag
full of clean clothes and a few
cucumbers, ketchup and a
bunch of the good tea.
Unfortunately they
did not keep. She fled
from the bus she had
taught that evening to
Mrs. Culland, who lived
just down the street.
Perhaps her friend had
run had heard the story
once that had surely
run the whole street
about the neighborhood.
The cats had not been
to she poured some cream
into a porcelain bowl, and
swept the kitchen floor for
the seventeenth time. She
checked the back door carefully
tonight she would disappear.
Tonight she would disappear.







Hannah's
Dress



Hannah's
Dress



Hannah's
Dress



Hannah's
Dress




- I am evil
- Nah me more evil
- Why I ought to!



I have a bazooka




this drawing is so cool.





She is a
hero



Actual fear.

THIS IS ADORABLE
I WANT 2
BE THE CAT
BABY



Galaxy Cat
is
boss!


Life
Goals.



THIS IS SO
FUNNY AND
AWESOME!

One
classy &
sophisticated
KITTEN!

Cleo catra



567

STREET ART 101: HOW TO MAKE A WHEAT PASTE POSTER

MAKING THE WHEAT PASTE

YOU WILL NEED:



① MEASURE OUT A 1:4 RATIO OF WHEAT FLOUR/WATER AND PLACE THEM IN SEPARATE CONTAINERS.



② ADD WATER TO POT AND BOIL.



③ ONCE THE WATER REACHES BOILING, POUR WHEAT FLOUR INTO POT AND STIR THOROUGHLY. MAKE SURE YOU DON'T HAVE ANY FLOUR BALLS OR CLUMPS IN THE MIXTURE.

④ ONCE THE WHEAT PASTE REACHES A SMOOTH AND GLUE-LIKE CONSISTENCY, TURN OFF HEAT AND POUR THE PASTE INTO A SEPARATE CONTAINER.



* ADD A LITTLE SUGAR FOR EXTRA STICKINESS
* USE THE WHEAT PASTE AS SOON AS POSSIBLE.
IF YOU PLAN ON WAITING A DAY OR TWO, STORE IN REFRIGERATOR.

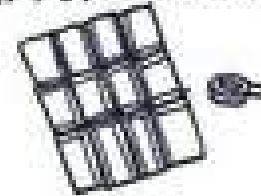
BY YUMI SAKUGAWA 2012

MAKING A POSTER

YOU WILL NEED:



① MAKING A BIG DRAWING? IF YOU DON'T HAVE A LARGE SHEET OF PAPER, YOU CAN TAPE COMPUTER PAPER TOGETHER INTO A GRID TO FORM ONE LARGE PIECE OF PAPER. DON'T OVERLAP THE EDGES.



② ON THE OTHER SIDE, DRAW YOUR DESIGN. DON'T MAKE THE BORDERS OF YOUR ARTWORK TOO INTRICATE BECAUSE YOU ARE GOING TO BE CUTTING IT OUT.



③ USING A SCISSOR, X-ACTO KNIFE OR RAZOR, CUT OUT THE DESIGN.



NOT GOOD AT DRAWING? YOU CAN PRINT OUT IMAGES FROM A COMPUTER AND DESIGN SOMETHING USING A PHOTO-EDITING PROGRAM. OR YOU CAN JUST PRINT OUT TEXT.



PASTING THE POSTER

YOU WILL NEED:

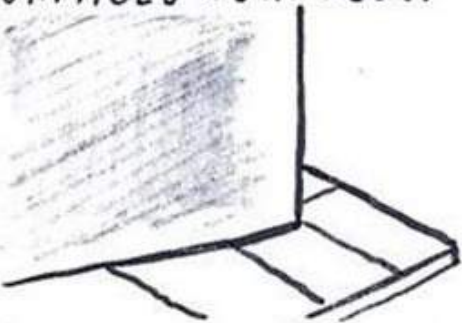
A BUCKET OR CONTAINER HOLDING YOUR WHEAT PASTE



PAINT BRUSH OR PAINT ROLLER

TAKE PRIDE IN YOUR STREETART (BEFORE SOMEONE TAKES IT DOWN)

① FIND A SMOOTH OR SEMI-SMOOTH WALL SURFACE THAT IS BIG ENOUGH FOR YOUR ARTWORK. CONCRETE SURFACES WORK BEST.



WARNING!
BE AWARE OF THE LEGAL RISKS OF PLACING STREET ART ON PUBLIC / PRIVATE PROPERTY. YOU CAN GET FINED OR MORE IF YOU GET CAUGHT, AND WHEAT PASTE POSTERS ARE HARD TO REMOVE.

② PREP THE SURFACE BY APPLYING A LAYER OF WHEAT PASTE.

③ PLACE YOUR ARTWORK ON TOP OF THE WET SURFACE.

④ APPLY A LAYER OF WHEAT PASTE ON TOP OF THE ARTWORK UNTIL IT IS SOAKED.



LET IT DRY FOR A FEW HOURS









A woman with short dark hair, wearing a grey dress and a brown jacket, stands on the far left, looking towards the center of the group.

A person with dark hair, wearing a black jacket and blue jeans, stands next to the woman in the grey dress, looking down.

A person wearing a red beret, a colorful patterned jacket, and dark pants, stands in the middle-left, looking towards the camera.

A person with dark hair, wearing a dark green jacket and shorts, stands in the middle, looking towards the camera.

A man with a beard, wearing a dark red t-shirt and black pants, stands in the center, pointing towards the mural.

A person wearing a red t-shirt and dark pants, stands on the right side, pointing towards the mural.

A person with short green hair, wearing a dark jacket and patterned pants, stands on the far right, looking towards the camera.







The Story of the Patricia Carlon Mural...


This mural has been created to pay an artistic tribute to one of Australia's best crime authors – Patricia Carlon – a Bexley resident who wrote her 14 best-selling crime novels at her home here in Albert Street. The project came about after local resident Matthew moved into Patricia's old home, and worked with council to re-name the reserve where the mural is located after her. Bayside Council then partnered with Shopfront Arts Co-op to design and create this mural.

Every part of the mural has been created in honour of Patricia's life, by Shopfront's *Continuous Lines Crew*. It is an imaginative re-creation of a 1960s house, with colourful wallpaper designed made from stencils created by the *Continuous Lines* young people. We've given Patricia a 'writing room' full of books, and a nod to her beloved typewriter. She has a room full of 'cat portraits' – each made by a young person in honour of her love of cats. In Patricia's 'parlour', you'll see a portrait of her made from a photograph and some of her dresses on the wall which have been made to the same shape as the dress which she wears in the photograph.

Every item of furniture, every colour, every piece of artwork has been selected by the *Continuous Lines Crew* in honour of Patricia's life and the era in which she worked.

We were joined by local residents for two Community Painting Days which was wonderful – thank you to everyone who came along to help get the mural on the wall!





The mural has been designed and created by Shopfront Arts Co-op's *Continuous Lines Crew*. *Continuous Lines* is a weekly arts drop-in for young people and young adults in the St George region.

We focus on creativity, trying out new artforms together and being a safe and welcoming space which supports anyone who would like to join us.

The *Continuous Lines Crew* who created this mural are:

Georgia, Byarna, Sean, Angel, Ken, Alex B, Soleil, Joshua, Jay, Alex L, Imogen, Nicole, Sam and Becky (student placement) with Lizzy, Alex N, Hannah, Jayde and Rhiannon.

They have been working with artist Tom Christophersen and Shopfront's Outreach Director, Hannah Grant.

Special thanks to Hannah Strout, Daniel Potter, Natalie Rose, Lauren Scott-Young, Jordan Mackinnon, Kirby Medway, Steve Wilson-Alexander, Doug Niebling, Alison Pickel, Matthew Burton, Cheryl Brady, Caroline Cortes and all the local residents, neighbours and friends who joined our Community Painting Days.

Shopfront is located at 88 Carlton Parade, Carlton, NSW, 2218



www.shopfront.org.au



I HAD SO MUCH FUN SPRAY PAINTING FOR THE FIRST TIME

Glue dripping off the paint brushes like oatmeal down the wall

When I look at what we've created, I'm so happy - it was such an enormous project.

So Many Cats to cut out!

It Looks Great On the Wall

Every inch of the mural was designed and made by the group. That awesome.


Drawing a wizard's hat for - having someone else cut it out as a template.

We learned heaps of new things working on the mural.

We made this HUGE thing. So proud!


I enjoyed spraying the stencils onto the mural.

Wear your Masks!

I MADE SO MUCH WHEAT PASTE FOR THE PASTE UPS I'M THE WHEAT PASTE QUEEN! 

EVERYBODY WAS SOOOO nice & welcoming to me into the group

I remember trying to get the paint off my arm for a week & 1/2 after teaching kids to spray paint.



Cutting out the stencils was long grueling work but definitely rewarding! 

Trying not to squash kids little fingers while helping them to press the nozzle on the spray paint


enjoyed taking photos of the actual mural making process.

Lots of Spray Kids!

feeling very happy and proud of the group and the wall

I FEEL ACCOMPLISHED BECAUSE I SAW THE WHOLE PROJECT THROUGH.  

Making this mural has made life a bit less lonely. Having somewhere to create art with others who love art



Bayside
Council



shopfront

Additional photography by Imogen,
Angel, Hannah and Tom.